

REY2698

CART W/ ADJ FOLD DOWN SHELF

www.reytek.com

304 STAINLESS STEEL CONSTRUCTION

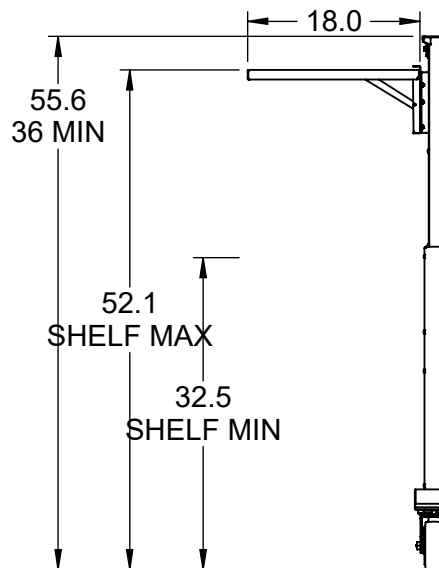
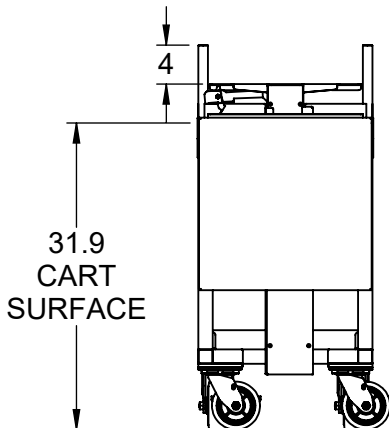
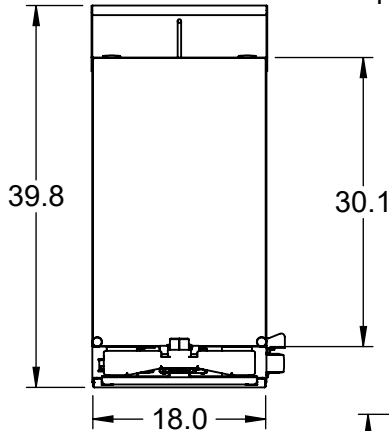
2" LIP 4 SIDES
TOP & BOTTOM SHELVES

ADJUSTMENT RELEASE LEVER

HANDLE

FOLD DOWN SHELF

18" X 18" FOLD
DOWN SHELF



2X RIGID
2X SWIVEL CASTERS
LOCKING CASTER

VERTICAL GRAB BARS
FOR PUSHING CART
FROM THE SHELF END

HOOK

20.0
CLEAR
27.1
CLEAR

Technical drawing showing the side view of the cart with the shelf lowered. The height from the base to the top of the main body is 20.0 units. The width of the main body is 27.1 units. The label "CLEAR" is positioned next to the height and width dimensions.